



# Round 5 : August 5 - 7

## Morgan Park Raceway



ASBK.COM.AU f t i y



### DUNLOP SUPERSPORT 300 CHAMPIONSHIP

#### Qualifying 1

Date: 06/08/22  
 Event: Q01  
 Weather: Overcast - Temp: 12.9C  
 Track: Damp - Temp: 20.3C

Started at: 09:00:01  
 Laps: 25 Min  
 Starters: 22  
 Printed at: 9:33

#### PROVISIONAL CLASSIFICATION

Pos	No	Name	Machine	Fastest Lap	On Lap	Behind Leader	Behind Prev	Top Speed
1	279	Hayden NELSON (NSW) / Taree Motorcycles / Gow Moto / Knight Designs	Yamaha YZF-R3	1:29.480	13 of 14			151
2	22	Zac JOHNSON (VIC) / Ben Freestyle Tattoo Racing / Proworx / Freestyle Tattoo Studio / Well Sprung	Kawasaki Ninja	1:29.778	12 of 14	.298	.298	155
3	20	Jonathan NAHLOUS (NSW) / Complete AV / Race Dynamics / Anderson Stands	Kawasaki Ninja	1:30.008	9 of 11	.528	.230	154
4	39	Glenn NELSON (QLD) / AGV / Fusport / Plugalug / Dynoverks / XXX Suspension / Always Livin	Yamaha YZF-R3	1:30.101	15 of 17	.621	.093	153
5	46	Marianos NIKOLIS (NSW) / Ben Freestyle Tattoo Racing / Ali Baba / Le Wrap / Freestyle Tattoo Studio	Yamaha YZF-R3	1:30.305	13 of 17	.825	.204	156
6	3	Cameron DUNKER (NSW)	Yamaha YZF-R3	1:30.314	15 of 16	.834	.009	155
7	51	Sam PEZZETTA (SA) / Unitech Racing / Remo Contractors / SA Profiling / Aus Crush & Recycle	Yamaha YZF-R3	1:30.452	16 of 17	.972	.138	153
8	57	Cooper ROWNTREE (SA) / Anytime Fitness / Baseline Fabrication	Yamaha YZF-R3	1:30.477	15 of 16	.997	.025	152
9	49	Kristian O'DONNELL (NSW) / Adventure Powersports & Outdoor / OPRacing / KYT / Brisk / Kawasaki	Kawasaki Ninja	1:30.744	10 of 10	1.264	.267	154
10	33	Jack FAVELLE (NSW) / Moto City	Yamaha YZF-R3	1:31.052	15 of 16	1.572	.308	154
11	181	Liam WATERS (QLD) / XXX Rated Suspension	Yamaha YZF-R3	1:31.053	7 of 8	1.573	.001	151
12	45	Jamie PORT (VIC) / Yamaha / AGV / Ricondi / Pirelli / Motul	Yamaha YZF-R3	1:32.048	11 of 17	2.568	.995	152
13	25	Brodie GAWITH (VIC) / Ricondi / AGV / TCX / Peter Stevens M-cycles / SPS Panels	Yamaha YZF-R3	1:32.091	3 of 7	2.611	.043	146
14	91	Taiyo AKSU (QLD) / XXX Rated Suspension / MMM M-cycles / Ricondi / OPRacing / Procycle	Yamaha YZF-R3	1:33.280	6 of 8	3.800	1.189	147
15	80	Cameron RENDE (SA) / Unitech Racing / Remo Contractors / SA Profiling / Aus Crush & Recycle/ YRD	Yamaha YZF-R3	1:33.870	6 of 8	4.390	.590	150
16	12	Henry SNELL (QLD) / Megacycle Racing / Ricondi / AGV / TCX / M-cycle Transport & Logistics	Yamaha YZF-R3	1:34.315	4 of 6	4.835	.445	155
17	32	Jai RUSSO (NSW) / Russo Performance / MotoStars / Ricondi / AGV Helmets / TCX Boots	Yamaha YZF-R3	1:34.361	12 of 13	4.881	.046	149
18	118	Mark ORGAN (QLD) / Shozo Racing / Rose City Caravan Park / Nifty Bookkeeping / Warley Consult.	Kawasaki Ninja	1:34.402	11 of 12	4.922	.041	151
19	26	Cameron SWAIN (QLD) / ProGP Racing / Y-Drive / Impella / Forcite / GB Racing / Bonamici Racing	Yamaha YZF-R3	1:37.995	12 of 13	8.515	3.593	149
20	232	Daley MILLS (QLD) / Jason Whitehead / RaceDNA	Kawasaki Ninja	1:38.628	5 of 7	9.148	.633	149
21	18	Tristan VERCOE (NSW) / Jason Whitehead / RaceDNA	Kawasaki Ninja	.000	0 of 2			142
22	65	Nate O'NEILL (QLD) / TeamBWR / RBM / XXX Suspension / Suncoast Powerhouse / RaceDNA	Yamaha YZF-R3	.000	0 of 1			

Current qualifying record for SS300 class - 1:22.959 by Senna AGIUS (NSW) on a Kawasaki EX 400 set on 06/07/19

\*\*\* Indicative qualifying time - 1:40.218 \*\*\*

The results are provisional until the end of the time limit for protests and appeals.

*Scott Laing*  
 Chief Timekeeper - Scott Laing

*Tom Williams*  
 Race Director - Tom Williams



www.computime.com.au  
 COMPUTIME RACE TIMING SYSTEMS PTY LTD





# Round 5 : August 5 - 7

## Morgan Park Raceway



### DUNLOP SUPERSPORT 300 CHAMPIONSHIP

#### Qualifying 1

Date: 06/08/22  
 Event: Q01  
 Weather: Overcast - Temp: 12.9C  
 Track: Damp - Temp: 20.3C

Started at: 09:00:01  
 Laps: 25 Min  
 Starters: 22  
 Printed at: 9:33

#### PROVISIONAL LAP TIMES

No	Name	Lap 1	Lap 2	Lap 3	Lap 4	Lap 5	Lap 6	Lap 7	Lap 8	Lap 9	Lap 10
3	Cameron DUNKER (NSW)	3:00.467	1:40.879	1:33.400	1:34.477	1:35.138	1:32.894	1:33.870	1:31.476	1:37.423	1:31.174
10		2:16.575	2:01.926	1:30.827	1:30.584	<b>1:30.314</b>	2:19.529				
12	Henry SNELL (QLD)	2:58.284	1:36.223	1:34.676	<b>1:34.315</b>	1:35.976	3:53.627				
18	Tristan VERCOE (NSW)	14:33.017	2:02.047								
20	Jonathan NAHLOUS (NSW)	3:04.615	1:35.529	1:32.348	1:31.125	1:48.109	1:56.230	1:30.821	1:31.047	<b>1:30.008</b>	1:30.100
10		1:50.222									
22	Zac JOHNSON (VIC)	3:06.203	1:39.192	1:35.984	1:35.298	1:34.564	1:31.436	1:31.636	1:43.027	1:31.304	1:30.534
10		1:31.208	<b>1:29.778</b>	1:30.007	5:20.751						
25	Brodie GAWITH (VIC)	5:23.088	3:56.038	<b>1:32.091</b>	2:41.732	1:55.797	1:32.183	1:54.311			
26	Cameron SWAIN (QLD)	8:19.489	1:48.920	1:45.549	1:43.511	1:42.621	1:41.874	1:41.562	1:40.101	1:40.087	1:38.809
10		1:38.894	<b>1:37.995</b>	2:02.610							
32	Jai RUSSO (NSW)	2:51.191	1:41.520	1:41.328	1:38.481	1:38.753	1:37.037	1:36.681	1:36.748	1:38.178	1:37.602
10		1:35.116	<b>1:34.361</b>	3:53.333							
33	Jack FAVELLE (NSW)	2:51.454	1:39.037	1:36.802	1:34.975	1:33.848	1:33.033	1:34.321	2:22.813	2:00.530	1:33.502
10		1:33.362	1:32.278	1:31.237	1:31.519	<b>1:31.052</b>	2:10.925				
39	Glenn NELSON (QLD)	4:05.364	1:39.278	1:36.075	1:34.369	1:34.262	1:32.682	1:32.852	1:32.570	1:32.524	1:31.992
10		1:31.083	1:31.522	1:31.582	1:30.653	<b>1:30.101</b>	1:31.756	2:20.986			
45	Jamie PORT (VIC)	2:40.596	1:34.847	1:33.762	1:32.832	1:33.200	1:33.758	1:32.647	1:33.030	1:32.574	1:33.756
10		<b>1:32.048</b>	1:32.750	1:33.389	2:33.236	2:03.547	1:33.147	2:15.724			
46	Marianos NIKOLIS (NSW)	3:04.257	1:40.242	1:36.678	1:35.305	1:35.532	1:34.913	1:33.793	1:33.096	1:32.983	1:32.305
10		1:31.743	1:30.613	<b>1:30.305</b>	1:31.822	1:30.550	1:32.644	2:32.291			
49	Kristian O'DONNELL (NSW)	2:58.375	1:36.482	1:34.434	1:33.702	1:33.007	1:31.041	2:12.327	1:59.462	1:31.260	<b>1:30.744</b>
51	Sam PEZZETTA (SA)	3:04.739	1:39.999	1:36.958	1:35.612	1:33.991	1:33.062	1:33.838	1:33.632	1:38.103	1:32.604
10		1:32.275	1:31.317	1:32.271	1:30.605	1:31.065	<b>1:30.452</b>	2:43.313			
57	Cooper ROWNTREE (SA)	2:52.512	1:38.303	1:36.394	1:35.005	1:34.705	1:34.146	1:34.205	1:34.421	1:33.151	2:56.114
10		1:58.243	1:31.826	1:31.437	1:31.221	<b>1:30.477</b>	2:41.688				
65	Nate O'NEILL (QLD)	10:15.982									
80	Cameron RENDE (SA)	2:52.758	1:38.828	1:36.112	1:35.094	1:34.756	<b>1:33.870</b>	1:34.901	1:34.988		
91	Taiyo AKSU (QLD)	15:02.439	1:39.645	1:36.259	1:37.008	1:34.307	<b>1:33.280</b>	1:34.259	1:33.311		
118	Mark ORGAN (QLD)	2:51.523	1:41.290	1:38.841	1:37.381	1:37.220	1:37.407	1:36.959	1:36.661	1:36.065	1:35.599
10		<b>1:34.402</b>	2:08.698								
181	Liam WATERS (QLD)	15:00.139	1:35.345	1:34.545	1:33.507	1:31.869	1:31.508	<b>1:31.053</b>	2:36.617		
232	Daley MILLS (QLD)	15:07.245	1:39.743	1:39.395	1:40.776	<b>1:38.628</b>	1:38.879	1:59.795			
279	Hayden NELSON (NSW)	2:58.036	1:36.135	1:33.175	1:33.022	1:31.351	1:30.511	6:35.139	2:18.561	1:32.890	1:30.648
10		1:30.079	1:30.057	<b>1:29.480</b>	2:03.120						

\*\*\* Indicative qualifying time - 1:40.218 \*\*\*

The results are provisional until the end of the time limit for protests and appeals.

*Scott Laing*  
 Chief Timekeeper - Scott Laing

*Tom Williams*  
 Race Director - Tom Williams



www.computime.com.au  
 COMPUTIME RACE TIMING SYSTEMS PTY LTD





# Round 5 : August 5 - 7

## Morgan Park Raceway



ASBK.COM.AU f t i y



### DUNLOP SUPERSPORT 300 CHAMPIONSHIP

#### Qualifying 1

Date: 06/08/22  
 Event: Q01  
 Weather: Overcast - Temp: 12.9C  
 Track: Damp - Temp: 20.3C

Started at: 09:00:01  
 Laps: 25 Min  
 Starters: 22  
 Printed at: 9:33

#### PROVISIONAL SPLIT TIMES

Lap	Split 1	Split 2	Split 3	Lap Time	Spd	Lap	Split 1	Split 2	Split 3	Lap Time	Spd
<b>3 Cameron DUNKER (NSW) (6th)</b>						11	31.331	1:18.891		1:50.222 P	149
1	1:54.531	35.674	30.262	3:00.467		<b>22 Zac JOHNSON (VIC) (2nd)</b>					
2	39.501	32.192	29.186	1:40.879	149	1	1:52.822	38.584	34.797	3:06.203	
3	32.884	31.801	28.715	1:33.400	152	2	35.566	33.296	30.330	1:39.192	148
4	33.491	31.626	29.360	1:34.477	152	3	33.793	32.637	29.554	1:35.984	151
5	34.258	32.106	28.774	1:35.138	155	4	33.514	32.512	29.272	1:35.298	149
6	32.390	31.528	28.976	1:32.894	151	5	33.295	31.863	29.406	1:34.564	155
7	32.511	1:01.359		1:33.870	149	6	31.508	31.035	28.893	1:31.436	149
8	31.882	59.594		1:31.476	149	7	31.503	1:00.133		1:31.636	151
9	33.157	35.250	29.016	1:37.423	152	8	31.162	1:11.865		1:43.027	151
10	31.785	59.389		1:31.174	150	9	31.694	31.250	28.360	1:31.304	150
11	31.460	1:45.115		2:16.575 P	151	10	31.446	59.088		1:30.534	152
12	1:01.441	31.355	29.130	2:01.926		11	31.786	59.422		1:31.208	153
13	<b>31.210</b>	31.320	28.297	1:30.827	153	12	<b>30.807</b>	31.114	<b>27.857</b>	<b>1:29.778</b>	148
14	31.386	<b>31.105</b>	<b>28.093</b>	1:30.584	151	13	31.234	<b>30.911</b>	27.862	1:30.007	152
15	31.242	59.072		<b>1:30.314</b>	150	14	34.080	31.660	4:15.011	5:20.751 P	150
16				2:19.529 P							
<b>12 Henry SNELL (QLD) (16th)</b>						<b>25 Brodie GAWITH (VIC) (13th)</b>					
1	1:52.496	34.810	30.978	2:58.284		1				3:56.038	
2	34.375	32.538	29.310	1:36.223	138	2				<b>1:32.091</b>	
3	33.173	31.898	29.605	1:34.676	155	3				2:41.732 P	
4	32.465	32.603	<b>29.247</b>	<b>1:34.315</b>	150	4	55.262	1:00.535		1:55.797	
5	34.517	31.760	29.699	1:35.976	152	5	<b>31.769</b>	<b>1:00.414</b>		1:32.183	146
6	<b>31.859</b>	<b>31.496</b>	2:50.272	3:53.627 P	152	6	32.255	1:22.056		1:54.311 P	146
<b>18 Tristan VERCOE (NSW) (21th)</b>						<b>26 Cameron SWAIN (QLD) (19th)</b>					
1	13:26.967	1:06.050		14:33.017		1	7:06.447	38.251	34.791	8:19.489	
2	<b>35.836</b>	<b>1:26.211</b>		2:02.047 P	142	2	38.732	36.891	33.297	1:48.920	143
<b>20 Jonathan NAHLOUS (NSW) (3rd)</b>						3	37.096	35.643	32.810	1:45.549	145
1	1:57.126	34.809	32.680	3:04.615		4	35.952	1:07.559		1:43.511	146
2	34.369	31.931	29.229	1:35.529	143	5	35.659	1:06.962		1:42.621	147
3	32.210	31.294	28.844	1:32.348	147	6	35.401	1:06.473		1:41.874	147
4	31.904	31.089	<b>28.132</b>	1:31.125	146	7	35.034	1:06.528		1:41.562	149
5	33.392	<b>30.960</b>	43.757	1:48.109 P	154	8	34.819	34.033	31.249	1:40.101	145
6	56.006	31.101	29.123	1:56.230		9	35.008	33.869	31.210	1:40.087	148
7	31.539	59.282		1:56.230		10	34.115	33.708	<b>30.986</b>	1:38.809	148
8	31.193	59.854		1:30.821	146	11	34.123	<b>33.667</b>	31.104	1:38.894	148
9	<b>31.043</b>	58.965		1:31.047	147	12	<b>33.847</b>	1:04.148		<b>1:37.995</b>	148
10	31.203	58.897		<b>1:30.008</b>	148	13				2:02.610 P	
				1:30.100	147						

*Scott Laing*  
 Chief Timekeeper - Scott Laing

*Tom Williams*  
 Race Director - Tom Williams



www.computime.com.au  
 COMPUTIME RACE TIMING SYSTEMS PTY LTD





# Round 5 : August 5 - 7

## Morgan Park Raceway



ASBK.COM.AU f t i y



### DUNLOP SUPERSPORT 300 CHAMPIONSHIP

#### Qualifying 1

Date: 06/08/22  
 Event: Q01  
 Weather: Overcast - Temp: 12.9C  
 Track: Damp - Temp: 20.3C

Started at: 09:00:01  
 Laps: 25 Min  
 Starters: 22  
 Printed at: 9:33

#### PROVISIONAL SPLIT TIMES

Lap	Split 1	Split 2	Split 3	Lap Time	Spd	Lap	Split 1	Split 2	Split 3	Lap Time	Spd
<b>32 Jai RUSSO (NSW) (17th)</b>						8	32.447	1:00.123		1:32.570	153
1	1:42.068	36.247	32.876	2:51.191		9	32.169	1:00.355		1:32.524	152
2	35.964	34.166	31.390	1:41.520	143	10	31.935	1:00.057		1:31.992	150
3	34.939	34.310	32.079	1:41.328	149	11	31.682	<b>30.758</b>	28.643	1:31.083	150
4	34.718	33.018	30.745	1:38.481	144	12	31.713	31.275	28.534	1:31.522	150
5	34.858	33.121	30.774	1:38.753	147	13	31.967	31.312	28.303	1:31.582	148
6	34.066	32.775	30.196	1:37.037	144	14	31.598	31.076	<b>27.979</b>	1:30.653	149
7	33.686	1:02.995		1:36.681	147	15	<b>31.203</b>	30.902	27.996	<b>1:30.101</b>	149
8	33.428	1:03.320		1:36.748	147	16	31.454	1:00.302		1:31.756	150
9	33.755	1:04.423		1:38.178	146	17				2:20.986 P	
10	33.720	1:03.882		1:37.602	142	<b>45 Jamie PORT (VIC) (12th)</b>					
11	32.866	32.271	29.979	1:35.116	147	1	1:37.448	33.183	29.965	2:40.596	
12	<b>32.522</b>	<b>32.026</b>	<b>29.813</b>	<b>1:34.361</b>	148	2	32.931	32.413	29.503	1:34.847	145
13	32.818	33.203	2:47.312	3:53.333 P	148	3	32.669	32.051	29.042	1:33.762	146
<b>33 Jack FAVELLE (NSW) (10th)</b>						4	32.183	31.776	28.873	1:32.832	147
1	1:43.088	35.312	33.054	2:51.454		5	32.030	32.199	28.971	1:33.200	148
2	35.183	33.411	30.443	1:39.037	144	6	32.551	32.118	29.089	1:33.758	152
3	33.592	32.894	30.316	1:36.802	145	7	32.089	31.790	<b>28.768</b>	1:32.647	146
4	33.369	32.210	29.396	1:34.975	150	8	32.038	1:00.992		1:33.030	147
5	32.637	32.142	29.069	1:33.848	154	9	32.210	1:00.364		1:32.574	146
6	32.160	31.865	29.008	1:33.033	152	10	<b>31.676</b>	1:02.080		1:33.756	147
7	32.448	32.178	29.695	1:34.321	146	11	31.771	1:00.277		<b>1:32.048</b>	148
8	34.142	1:48.671		2:22.813 P	145	12	31.924	<b>31.757</b>	29.069	1:32.750	149
9	58.264	1:02.266		2:00.530		13	32.448	31.848	29.093	1:33.389	147
10	32.329	1:01.173		1:33.502	147	14	32.160	33.374	1:27.702	2:33.236 P	147
11	32.057	32.109	29.196	1:33.362	148	15	1:01.141	32.677	29.729	2:03.547	
12	31.888	31.476	28.914	1:32.278	146	16	32.178	1:00.969		1:33.147	145
13	31.661	<b>31.239</b>	<b>28.337</b>	1:31.237	147	17				2:15.724 P	
14	31.680	31.455	28.384	1:31.519	148	<b>46 Marianos NIKOLIS (NSW) (5th)</b>					
15	<b>31.457</b>	31.242	28.353	<b>1:31.052</b>	147	1	1:55.865	35.932	32.460	3:04.257	
16				2:10.925 P	148	2	36.469	33.634	30.139	1:40.242	150
<b>39 Glenn NELSON (QLD) (4th)</b>						3	34.339	32.692	29.647	1:36.678	152
1	2:56.753	35.884	32.727	4:05.364		4	33.568	32.405	29.332	1:35.305	150
2	35.380	33.451	30.447	1:39.278	145	5	33.983	32.702	28.847	1:35.532	151
3	33.859	32.624	29.592	1:36.075	147	6	33.525	32.167	29.221	1:34.913	154
4	33.010	32.247	29.112	1:34.369	147	7	33.188	1:00.605		1:33.793	151
5	33.044	31.914	29.304	1:34.262	149	8	32.496	1:00.600		1:33.096	156
6	32.299	31.564	28.819	1:32.682	150	9	32.431	31.896	28.656	1:32.983	152
7	32.316	1:00.536		1:32.852	152	10	32.352	59.953		1:32.305	152

*Scott Laing*  
 Chief Timekeeper - Scott Laing

*Tom Williams*  
 Race Director - Tom Williams



www.computime.com.au  
 COMPUTIME RACE TIMING SYSTEMS PTY LTD







# Round 5 : August 5 - 7

## Morgan Park Raceway



ASBK.COM.AU f t i y



### DUNLOP SUPERSPORT 300 CHAMPIONSHIP

#### Qualifying 1

Date: 06/08/22  
 Event: Q01  
 Weather: Overcast - Temp: 12.9C  
 Track: Damp - Temp: 20.3C

Started at: 09:00:01  
 Laps: 25 Min  
 Starters: 22  
 Printed at: 9:33

#### PROVISIONAL SPLIT TIMES

Lap	Split 1	Split 2	Split 3	Lap Time	Spd	Lap	Split 1	Split 2	Split 3	Lap Time	Spd
11	32.117	59.626		1:31.743	153	2	34.849	33.143	30.311	1:38.303	149
12	<b>31.274</b>	30.812	28.527	1:30.613	153	3	33.463	32.905	30.026	1:36.394	151
13	31.428	<b>30.670</b>	28.207	<b>1:30.305</b>	153	4	33.047	32.488	29.470	1:35.005	149
14	31.594	31.490	28.738	1:31.822	152	5	33.115	32.326	29.264	1:34.705	151
15	31.621	30.994	<b>27.935</b>	1:30.550	151	6	32.378	32.457	29.311	1:34.146	152
16	32.833	59.811		1:32.644	152	7	32.414	31.798	29.993	1:34.205	149
17				2:32.291 P		8	32.585	1:01.836		1:34.421	149
						9	32.302	1:00.849		1:33.151	148
<b>49 Kristian O'DONNELL (NSW) (9th)</b>						10	32.073	2:24.041		2:56.114 P	148
1	1:52.985	34.479	30.911	2:58.375		11	56.133	31.651	30.459	1:58.243	
2	34.430	32.577	29.475	1:36.482	144	12	31.984	31.269	<b>28.573</b>	1:31.826	150
3	33.305	33.105	<b>28.024</b>	1:34.434	151	13	31.583	31.197	28.657	1:31.437	150
4	32.483	31.958	29.261	1:33.702	154	14	31.366	<b>31.133</b>	28.722	1:31.221	150
5	32.747	31.670	28.590	1:33.007	153	15	<b>31.211</b>	59.266		<b>1:30.477</b>	149
6	<b>31.372</b>	31.575	28.094	1:31.041	147	16				2:41.688 P	
7	32.013	<b>31.510</b>	1:08.804	2:12.327 P	147						
8	57.442	1:02.020		1:59.462		<b>65 Nate O'NEILL (QLD) (22th)</b>					
9	31.597	59.663		1:31.260	146	1	8:39.124	39.231	57.627	10:15.982 P	
10	31.391	59.353		<b>1:30.744</b>	147						
<b>51 Sam PEZZETTA (SA) (7th)</b>						<b>80 Cameron RENDE (SA) (15th)</b>					
1	1:56.184	36.139	32.416	3:04.739		1	1:47.610	34.336	30.812	2:52.758	
2	36.203	33.606	30.190	1:39.999	148	2	34.734	33.977	30.117	1:38.828	147
3	34.907	32.501	29.550	1:36.958	153	3	32.863	32.996	30.253	1:36.112	146
4	33.755	32.266	29.591	1:35.612	152	4	33.477	32.313	29.304	1:35.094	147
5	33.064	32.041	28.886	1:33.991	152	5	32.717	32.359	29.680	1:34.756	150
6	32.707	31.570	28.785	1:33.062	152	6	<b>32.310</b>	32.330	<b>29.230</b>	<b>1:33.870</b>	146
7	32.872	1:00.966		1:33.838	152	7	33.216	<b>32.262</b>	29.423	1:34.901	148
8	32.564	1:01.068		1:33.632	150	8	32.884	1:02.104		1:34.988	139
9	34.578	34.110	29.415	1:38.103	150						
10	32.164	1:00.440		1:32.604	150	<b>91 Taiyo AKSU (QLD) (14th)</b>					
11	31.982	1:00.293		1:32.275	151	1	13:56.198	1:06.241		15:02.439	
12	31.628	31.189	28.500	1:31.317	150	2	34.161	34.035	31.449	1:39.645	143
13	32.027	31.842	28.402	1:32.271	151	3	33.049	1:03.210		1:36.259	147
14	31.388	<b>31.164</b>	<b>28.053</b>	1:30.605	150	4	33.247	33.324	30.437	1:37.008	145
15	31.619	31.247	28.199	1:31.065	151	5	32.678	32.160	29.469	1:34.307	146
16	<b>31.276</b>	59.176		<b>1:30.452</b>	150	6	<b>31.963</b>	<b>32.015</b>	<b>29.302</b>	<b>1:33.280</b>	145
17				2:43.313 P		7	32.525	32.210	29.524	1:34.259	146
						8	32.307	1:01.004		1:33.311	146
<b>57 Cooper ROWNTREE (SA) (8th)</b>						<b>118 Mark ORGAN (QLD) (18th)</b>					
1	1:48.160	33.794	30.558	2:52.512		1	1:41.824	36.307	33.392	2:51.523	

*Scott Laing*  
 Chief Timekeeper - Scott Laing

*Tom Williams*  
 Race Director - Tom Williams





# Round 5 : August 5 - 7

## Morgan Park Raceway



### DUNLOP SUPERSPORT 300 CHAMPIONSHIP

#### Qualifying 1

Date: 06/08/22  
 Event: Q01  
 Weather: Overcast - Temp: 12.9C  
 Track: Damp - Temp: 20.3C

Started at: 09:00:01  
 Laps: 25 Min  
 Starters: 22  
 Printed at: 9:33

#### PROVISIONAL SPLIT TIMES

Lap	Split 1	Split 2	Split 3	Lap Time	Spd	Lap	Split 1	Split 2	Split 3	Lap Time	Spd
2	36.208	34.085	30.997	1:41.290	139	2	35.013	1:04.730		1:39.743	145
3	35.124	33.500	30.217	1:38.841	147	3	34.577	1:04.818		1:39.395	149
4	33.942	33.544	29.895	1:37.381	149	4	35.270	33.752	31.754	1:40.776	147
5	34.187	33.250	29.783	1:37.220	149	5	34.542	<b>33.283</b>	<b>30.803</b>	<b>1:38.628</b>	146
6	33.502	33.432	30.473	1:37.407	151	6	<b>34.451</b>	33.466	30.962	1:38.879	146
7	34.222	1:02.737		1:36.959	144	7	35.912	35.846	48.037	1:59.795 P	145
8	33.705	1:02.956		1:36.661	149						
9	33.302	33.056	<u>29.707</u>	1:36.065	148	<b>279 Hayden NELSON (NSW) (1st)</b>					
10	33.647	1:01.952		1:35.599	150	1	1:51.864	35.055	31.117	2:58.036	
11	<b>33.101</b>	1:01.301		<b>1:34.402</b>	150	2	34.223	32.425	29.487	1:36.135	145
12	33.452	<b>32.721</b>	1:02.525	2:08.698 P	150	3	32.559	31.215	29.401	1:33.175	151
<b>181 Liam WATERS (QLD) (11th)</b>						4	32.975	31.296	28.751	1:33.022	149
1	13:55.955	1:04.184		15:00.139		5	31.991	31.041	28.319	1:31.351	149
2	33.317	1:02.028		1:35.345	145	6	31.474	31.020	28.017	1:30.511	150
3	32.917	1:01.628		1:34.545	148	7	32.710	32.498	5:29.931	6:35.139 P	150
4	32.549	31.872	29.086	1:33.507	148	8	1:12.737	35.615	30.209	2:18.561	
5	32.034	31.260	28.575	1:31.869	150	9	32.551	31.588	28.751	1:32.890	146
6	31.887	31.170	28.451	1:31.508	150	10	31.655	30.924	28.069	1:30.648	147
7	31.630	<b>31.140</b>	<b>28.283</b>	<b>1:31.053</b>	151	11	31.376	30.848	<b>27.855</b>	1:30.079	149
8	<b>31.526</b>	31.660	1:33.431	2:36.617 P	150	12	31.308	<b>30.843</b>	27.906	1:30.057	149
<b>232 Daley MILLS (QLD) (20th)</b>						13	<b>31.220</b>	58.260		<b>1:29.480</b>	149
1	14:00.989	1:06.256		15:07.245		14				2:03.120 P	

\*\*\* Indicative qualifying time - 1:40.218 \*\*\*

The results are provisional until the end of the time limit for protests and appeals.

*Scott Laing*  
 Chief Timekeeper - Scott Laing

*Tom Williams*  
 Race Director - Tom Williams



[www.computime.com.au](http://www.computime.com.au)  
 COMPUTIME RACE TIMING SYSTEMS PTY LTD





# Round 5 : August 5 - 7 Morgan Park Raceway



ASBK.COM.AU f t i y



## DUNLOP SUPERSPORT 300 CHAMPIONSHIP

### Qualifying 1

Date: 06/08/22  
Event: Q01  
Weather: Overcast - Temp: 12.9C  
Track: Damp - Temp: 20.3C

Started at: 09:00:01  
Laps: 25 Min  
Starters: 22  
Printed at: 9:33

### PROVISIONAL FASTEST LAPS SEQUENCE

Race Time	No	Name	Machine	Fastest Lap	On Lap
4:15.443	45	Jamie PORT (VIC)	Yamaha YZF-R3	1:34.847	2
5:49.205	45	Jamie PORT (VIC)	Yamaha YZF-R3	1:33.762	3
6:07.346	279	Hayden NELSON (NSW)	Yamaha YZF-R3	1:33.175	3
6:12.492	20	Jonathan NAHLOUS (NSW)	Kawasaki Ninja	1:32.348	3
7:43.617	20	Jonathan NAHLOUS (NSW)	Kawasaki Ninja	1:31.125	4
10:42.230	279	Hayden NELSON (NSW)	Yamaha YZF-R3	1:30.511	6
15:59.832	20	Jonathan NAHLOUS (NSW)	Kawasaki Ninja	1:30.008	9
20:20.164	22	Zac JOHNSON (VIC)	Kawasaki Ninja	1:29.778	12
27:09.084	279	Hayden NELSON (NSW)	Yamaha YZF-R3	1:29.480	13

\*\*\* Indicative qualifying time - 1:40.218 \*\*\*

The results are provisional until the end of the time limit for protests and appeals.

Chief Timekeeper - Scott Laing

Race Director - Tom Williams



[www.computime.com.au](http://www.computime.com.au)  
COMPUTIME RACE TIMING SYSTEMS PTY LTD





# Round 5 : August 5 - 7

## Morgan Park Raceway



### DUNLOP SUPERSPORT 300 CHAMPIONSHIP

#### Qualifying 1

Date: 06/08/22  
 Event: Q01  
 Weather: Overcast - Temp: 12.9C  
 Track: Damp - Temp: 20.3C

Started at: 09:00:01  
 Laps: 25 Min  
 Starters: 22  
 Printed at: 9:33

#### PROVISIONAL BEST PARTIAL TIMES

Pos	Split 1		Split 2		Split 3		LAP		Ideal	Fastest
	Name	Time	Name	Time	Name	Time	Name			
1	Z. JOHNSON	30.807	M. NIKOLIS	30.670	H. NELSON	27.855	H. NELSON	1:29.480	1:29.480	
2	J. NAHLOUS	31.043	G. NELSON	30.758	Z. JOHNSON	27.857	Z. JOHNSON	1:29.575	1:29.778	
3	G. NELSON	31.203	H. NELSON	30.843	M. NIKOLIS	27.935	M. NIKOLIS	1:29.879	1:30.305	
4	C. DUNKER	31.210	Z. JOHNSON	30.911	G. NELSON	27.979	G. NELSON	1:29.940	1:30.101	
5	C. ROWNTREE	31.211	J. NAHLOUS	30.960	K. O'DONNELL	28.024	J. NAHLOUS	1:30.008	1:30.008	
6	H. NELSON	31.220	C. DUNKER	31.105	S. PEZZETTA	28.053	C. DUNKER	1:30.314	1:30.314	
7	M. NIKOLIS	31.274	C. ROWNTREE	31.133	C. DUNKER	28.093	S. PEZZETTA	1:30.452	1:30.452	
8	S. PEZZETTA	31.276	L. WATERS	31.140	J. NAHLOUS	28.132	C. ROWNTREE	1:30.477	1:30.477	
9	K. O'DONNELL	31.372	S. PEZZETTA	31.164	L. WATERS	28.283	K. O'DONNELL	1:30.744	1:30.744	
10	J. FAVELLE	31.457	J. FAVELLE	31.239	J. FAVELLE	28.337	L. WATERS	1:30.949	1:31.053	
11	L. WATERS	31.526	K. O'DONNELL	31.373	C. ROWNTREE	28.573	J. FAVELLE	1:31.033	1:31.052	
12	J. PORT	31.676	H. SNELL	31.496	J. PORT	28.768	J. PORT	1:32.048	1:32.048	
13	B. GAWITH	31.769	J. PORT	31.757	C. RENDE	29.230	H. SNELL	1:32.602	1:34.315	
14	H. SNELL	31.859	T. AKSU	32.015	H. SNELL	29.247	T. AKSU	1:33.280	1:33.280	
15	T. AKSU	31.963	J. RUSSO	32.026	T. AKSU	29.302	C. RENDE	1:33.801	1:33.870	
16	C. RENDE	32.310	C. RENDE	32.261	M. ORGAN	29.707	J. RUSSO	1:34.361	1:34.361	
17	J. RUSSO	32.522	M. ORGAN	32.721	J. RUSSO	29.813	M. ORGAN	1:34.402	1:34.402	
18	M. ORGAN	33.101	D. MILLS	33.283	D. MILLS	30.803	C. SWAIN	1:37.995	1:37.995	
19	C. SWAIN	33.847	C. SWAIN	33.667	C. SWAIN	30.986	D. MILLS	1:38.537	1:38.628	
20	D. MILLS	34.451			N. O'NEILL	57.627	N. O'NEILL			
21	T. VERCOE	35.836			B. GAWITH	1:00.414	T. VERCOE			
22					T. VERCOE	1:06.050	B. GAWITH		1:32.091	

\*\*\* Indicative qualifying time - 1:40.218 \*\*\*

The results are provisional until the end of the time limit for protests and appeals.

*Scott Laing*  
 Chief Timekeeper - Scott Laing

*Tom Williams*  
 Race Director - Tom Williams











**Round 5 : August 5 - 7**  
**Morgan Park Raceway**



ASBK.COM.AU    



**DUNLOP SUPERSPORT 300 CHAMPIONSHIP**  
**Qualifying 1**

Date: 06/08/22  
Event: Q01  
Weather: Overcast - Temp: 12.9C  
Track: Damp - Temp: 20.3C


Started at: 09:00:01  
Laps: 25 Min  
Starters: 22  
Printed at: 9:33

**PROVISIONAL RACE INFORMATION**

Time	Description
08:55:04	Pit exit open in 5:00
08:56:54	TRACK IS DECLARED WET
09:00:01	Event Start
09:00:05	PIT EXIT OPEN
09:11:54	Rider 25 (Brodie GAWITH) NO TRANSPONDER, TIMED MANUALLY
09:25:05	Chequered Flag
09:29:11	Event Finish

\*\*\* Indicative qualifying time - 1:40.218 \*\*\*

The results are provisional until the end of the time limit for protests and appeals.

  
.....  
Chief Timekeeper - Scott Laing

  
.....  
Race Director - Tom Williams



[www.computime.com.au](http://www.computime.com.au)  
**COMPUTIME RACE TIMING SYSTEMS PTY LTD**

